



# **St Mellion Estate Health and Safety Management System**

**Section Twenty**



**Specific Course Risk Assessment - Golfers V7 - November 2022**

**Kernow Course**

 <p><b>Hazard</b></p>	<p><b>Who Might Be Harmed?</b></p>	 <p><b>How Is the Risk Controlled?</b></p>	<p><b>Risk Factor</b></p>
--	------------------------------------	---	---------------------------


### General Overview of Course Risks

<p>Typical hazards encountered on a Golf Course.</p>	<p>Golfers, Greens Staff, and spectators.</p>	<p>Strict adherence to the Rules and Etiquette of Golf, observe all signs and be aware of rules concerning cessation of play in dangerous weather or conditions.</p>	<p>Low</p>
<p>Teeing Off</p>		<p>Do not tee off until you are sure that the group in front are out of range. Do not tee off if any of your playing partners are standing forward of you. Do not tee off if anyone is walking toward the tee from any adjacent holes. Do not stand forward of a player teeing off.</p>	
<p>Miss hit Tee shot to right or left</p>	<p>Other Golfers on adjacent greens, fairways, or paths</p>	<p>Do not walk towards a tee when someone is preparing to drive</p> <p>Pay attention when playing shot and shout fore if ball drifts to left or right and there is any likelihood of hitting someone.</p>	<p>Medium</p>
<p>Rights of way</p>	<p>Members of public and dog walkers on paths or fairways</p>	<p>Pay attention when playing shot and shout fore if ball drifts to left or right and there is any likelihood of hitting someone.</p>	<p>Medium</p>
<p>Fairway to Green</p>	<p>Other Golfers</p>	<p>Do not take a shot until you are sure that the group in front are out of range. Do not take a shot if you are playing partners are forward of you and in range. Stand in a safe position when a playing partner is taking a shot</p>	<p>Medium</p>
<p>Miss hit approach shot to green</p>	<p>Players on adjacent holes</p>	<p>Be aware of players in this area and shout fore if hitting to left or right past green and there is any likelihood of hitting someone.</p>	<p>Medium</p>



 <b>Hazard</b>	 <b>Who Might Be Harmed?</b>	  <b>How Is the Risk Controlled?</b>	 <b>Risk Factor</b>
Streams, Riverbeds, Ponds Lakes	All Golfers	Be aware of the dangers of streams, riverbeds (wet or dry, muddy areas), lakes, ponds including slipping down banks, deep water, and slippery bridges. Do not step onto frozen water. Use ball retrievers whenever possible. Appropriate holes 1,2,4,5,6,7,8	Medium
Hidden Greens	Other Golfers, Greens Staff	Do not play to Greens until you are sure that the group in front have left. Greens that may be hidden from view for approach shot are holes 13, 14, 17	Low
Trees and other fixed hazards	Golfers and Playing partners	When playing near trees beware of balls ricocheting.	Low
Undulating ground, hollows, hills	All Golfers	Take care when walking over undulating ground especially when wet or icy. Appropriate to holes:1,9,11,12	Medium
Driving Buggies	All Golfers	Take care on hills, hollows, and undulations. Take special care driving over bridges or near to brooks and on inclines. Keep speed to minimum.	Medium



 Hazard	 Who Might Be Harmed?	 How Is the Risk Controlled?	 Risk Factor
---	--------------------------	--	-----------------

<b>Specific Risks Hole by Hole</b>			
<b>Hole 1</b>			
<i>Steps to access tee</i>	<i>Golfers</i>	<i>Extra care must be taken especially in adverse weather conditions.</i>	<i>Low</i>
<i>Miss hit tee shot to the Nicklaus 9<sup>th</sup> &amp; Short Game area</i>	<i>Golfers</i>	<i>Check for players in these areas before taking shot. Shout "fore" if your ball is likely to go near.</i>	<i>Medium</i>
<b>Hole 2</b>			
<i>Slope to access tee</i>	<i>Golfers</i>	<i>Use stone path to access tee.</i>	<i>Low</i>
<i>Blind approach shot into the green</i>	<i>Golfers</i>	<i>Check for players in these areas before taking shot.</i>	<i>Low</i>



 Hazard	 How Is the Risk Controlled?	 Who Might Be Harmed?	 Risk Factor
---	--	--------------------------	-----------------

<b>Hole 3</b>			
Miss-hittee shot to right towards Nicklaus course	Golfers	Check for players in these areas before taking shot. Shout fore if your ball is likely to go near to them.	Medium
Steps to access tee	Golfers	Extra care must be taken especially in adverse weather conditions.	Low
Accessing 3 <sup>rd</sup> Tee	Golfers	Be aware of golfer using 3 <sup>rd</sup> Tee. Give way to people using the tee.	Medium
<b>Hole 4</b>			
Over hit approach to Green towards 6 <sup>th</sup> Kernow tee.	Golfers	Check for players in these areas before taking shot. Shout fore if your ball is likely to go near to them.	Low
Road	Public on the road	Check for public in the area before taking shot.	Medium
<b>Hole 5</b>			
Miss hit tee shot to the Nicklaus 16 <sup>th</sup> & 4 <sup>th</sup> kernow	Golfers	Check for players in these areas before taking shot. Shout "fore" if your ball is likely to go near.	Medium
<b>Hole 6</b>			



 <b>Hazard</b>	<b>Who Might Be Harmed?</b>	 <b>How Is the Risk Controlled?</b>	<b>Risk Factor</b>
Steps to access tee	Golfers	Extra care must be taken especially in adverse weather conditions.	Low
Miss hit tee shots towards 4 <sup>th</sup> Kernow course and 17 <sup>th</sup> Nicklaus course	Golfers	Check for players in these areas before taking shot. Shout "fore" if your ball is likely to go near.	Medium
Road	Public on the road	Check for public in the area before taking shot.	Medium
<b>Hole 7</b>			
Miss hit tee shots towards 6 <sup>th</sup> Kernow green and 8 <sup>th</sup> tee.	Golfers	Check for players in these areas before taking shot. Shout "fore" if your ball is likely to go near.	Medium
<b>Hole 8</b>			
Miss hit tee shots towards 7 <sup>th</sup> Kernow tee & 2 <sup>nd</sup> Kernow.	Golfers	Check for players in these areas before taking shot. Shout "fore" if your ball is likely to go near.	Medium
Miss hit shot towards road.	Public	Ensure there is no members of the public using the road	Medium
Crossing road.	Golfers	Beware when crossing of traffic using the road	Medium
Crossing 18 <sup>th</sup> Nicklaus 18 <sup>th</sup> to access tee.	Golfers	Be aware of golfer using 18 <sup>th</sup> Nicklaus tee. Give way to people using the tee, do not cross until invited to pass.	Medium



 <b>Hazard</b>	 <b>How Is the Risk Controlled?</b>	<b>Who Might Be Harmed?</b>	<b>Risk Factor</b>
--	---	-----------------------------	--------------------

<b>Hole 9</b>			
Miss hit tee shots left towards 18 <sup>th</sup> Nicklaus	Golfer	Check for players in these areas before taking shot. Shout "fore" if your ball is likely to go near.	Medium
Crossing road.	Golfers	Beware when crossing of traffic using the road	Medium
Miss hit tee shot right towards residential houses	Public	Ensure start line of intended shot is left enough to avoid possibility of ball coming to rest within the houses.	Medium
<b>Hole 10</b>			
Steps to access tee	Golfers	Extra care must be taken especially in adverse weather conditions.	Low
Miss hit tee shot right towards 13 <sup>th</sup> Kernow.	Golfers	Check for players in these areas before taking shot. Shout "fore" if your ball is likely to go near.	Low
Crossing road.	Golfers	Beware when crossing of traffic using the road	Medium
Pond	Golfers	Care must be taken when walking around ponds especially in adverse weather conditions, use ball retriever where possible.	Low
<b>Hole 11</b>			

 Hazard	Who Might Be Harmed?	 How Is the Risk Controlled?	Risk Factor
Miss hits shots towards 12 <sup>th</sup> Kernow.	Golfers	Check for players in these areas before taking shot. Shout "fore" if your ball is likely to go near.	Medium
Miss hit tee shot right towards residential houses	Public	Ensure start line of intended shot is left enough to avoid possibility of ball coming to rest within the houses.	Medium
Blind tee shot and landing zone.	Golfers and Greens staff	Ensure the landing zone is clear before taking shot	Medium
<b>Hole 12</b>			
Miss hit tee shots towards 11 <sup>th</sup> Kernow	Golfers	Check for players in these areas before taking shot. Shout "fore" if your ball is likely to go near.	Medium
Blind tee shot and landing zone.	Golfers and Green staff	Ensure the landing zone is clear before taking shot	Medium
Pond and stream	Golfer	Care must be taken when walking around ponds and streams especially in adverse weather conditions, use ball retriever where possible.	Low
<b>Hole 13</b>			
Miss hit tee shots towards 10 <sup>th</sup> Nicklaus & Kernow 18 <sup>th</sup>	Golfers	Check for players in these areas before taking shot. Shout "fore" if your ball is likely to go near.	Medium



 Hazard	 Who Might Be Harmed?	 How Is the Risk Controlled?	 Risk Factor
Blind approach to green	Golfers and Greens staff	Do not play to Greens until you are sure that the group in front have left. Greens that may be hidden from view for approach shot are holes.	Low
<b>Hole 14</b>			
Elevated tee	Golfers	Beware of the elevation of the tee. Access the tee via the rear.	Medium
Miss hit tee shot to 15th Kernow tee	Golfers	Check for players in these areas before taking shot. Shout “fore” if your ball is likely to go near.	Low
Pond	Golfers	Care must be taken when walking around ponds and streams especially in adverse weather conditions, do not attempt to retrieve.	Low
<b>Hole 15</b>			
Blind tee shot	Golfers and Green staff	Do not play to Greens until you are sure that the group in front have left. Greens that may be hidden from view for approach shot are holes	Low
<b>Hole 16</b>			
Miss hit shot into lodges	Public	Ensure start line of intended shot is left enough to avoid possibility of ball coming to rest within the houses.	Medium
Miss hit shot towards 17 <sup>th</sup> tee	Golfer	Check for players in these areas before taking shot. Shout “fore” if your ball is likely to go near.	Low

 Hazard	 Who Might Be Harmed?	 How Is the Risk Controlled?	 Risk Factor
<b>Hole 17</b>			
Blind approach to green	Golfers	Do not play to Greens until you are sure that the group in front have left. Greens that may be hidden from view for approach shot are holes.	Low
Miss hit shot into lodges	Public	Ensure start line of intended shot is left enough to avoid possibility of ball coming to rest within the houses.	Medium
pond	Golfers	Care must be taken when walking around ponds and streams especially in adverse weather conditions.	Low
<b>Hole 18</b>			
Miss hit tee shots right towards 10 <sup>th</sup> Nicklaus	Golfers	Check for players in these areas before taking shot. Shout "fore" if your ball is likely to go near.	Medium
Over hit approach into green towards road, hotel complex and maintenance stores	Public/golfers/staff	Check for people in these areas before taking shot. Shout "fore" if your ball is likely to go near.	Medium
Exiting course via road	Golfers	Beware when crossing of traffic using the road.	Medium

Hazard No.	List What Further Action Is Necessary to Control the Risk	Person Responsible	Completion Date

Assessment compiled by: MIKE BUSH

Date of assessment: 1/7/23

Signature: *Mike Bush*

Date to review further actions: N/A

Position: COURSE MANAGER

Assessment review date: 1/7/24

The Course may be closed when extreme or adverse weather conditions mean it is dangerous to play or damage to the course would result if play were permitted. Such conditions could cause greens to become waterlogged, the course flooded, covered in snow or poor visibility due to fog. The decision to close the course is made by the Course Manager in consultation with the Professional Shop

The procedure for closing the course will be as follows: The Course Manager will ring the Professional Shop and inform them. The Course Manager will put up 'Course Closed' signs and the Professional Shop will update the web site Course Status.

## FOG AND LOW CLOUD POLICY

The Marker Post to the right of the 1st fairway is clearly visible during normal conditions. In conditions of low cloud or fog when the Marker Post is not visible the Management may close the course. No players should attempt to play in those conditions. If there is a need to stop play due to low cloud or fog the Professional Shop will sound a long blast of the Klaxon. Players should return safely to the Clubhouse. Resumption of play will be signalled by two short blasts on the klaxon.

## LIGHTNING POLICY

In the event of a lightning strike being seen within the vicinity of the Golf Club, the Professional Shop will close the course by sounding a long blast on the Klaxon. When a lightning storm has been seen in the course vicinity, no play is to commence until a period of 15 minutes from the last lightning strike/clap of thunder. Play will resume after two short blasts of the Klaxon. Three long blasts indicate complete abandonment of play.

If the Professional Shop is unavailable, it is incumbent upon each Player to assess the risks and ensure that they take appropriate measures to ensure safe passage from the course in the event of Fog or Lightning.

## COMPETITIONS

During a Club competition the Competition Organiser in conjunction with the Professional Shop may close the course if it is considered the course has become unsuitable for play. In the event that the Competition Organiser, or Professional Shop is unavailable it is incumbent upon each Player to assess the risk and ensure that they take appropriate measures to ensure safe passage from the course.

Players should make themselves fully conversant with the rules of the competition in which they are playing. E.g. in some competitions a cessation of play may also mean the abandonment of that particular competition. In other competitions such as Opens or Invitation Days, the competition may be recommenced if and when conditions allow. In such circumstances players must mark the position of their ball in the correct manner, otherwise a penalty or disqualification will result.

The cease play signal is a long blast, and players should mark their ball and find somewhere safe to shelter. The all-clear signal is two short blasts, and if it sounds then play can resume. If this has not been sounded within ½ hour, then play must be abandoned. Three long blasts indicate complete abandonment.

For displaying as described below:

Playing golf on uneven terrain & changeable ground conditions carries inevitable risks.

You play this golf course having been made aware that a full risk assessment has been conducted, is available to be read on the;

- Club Website,
- in the General Office,
- Pro-Shop and
- Men's Locker Room
- Ladies Locker Room

Please take the time to familiarise yourself with its content.

